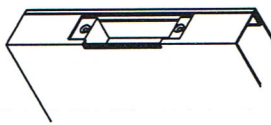

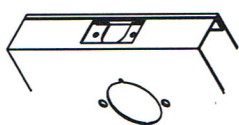
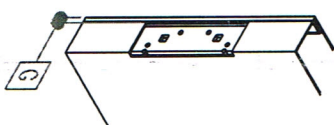


- A Top of Door to first hinge
- B Top of Door to 2nd hinge
- C Top of Door to 3rd hinge
- D Top of Door to 4th hinge
- E From top of Door to center of lock/strike
- F From top of Door to center of additional lock/strike
- G Hinge backset (standard/minimum 1/4"*)



From "net sizes"

Opening :

Date:

Drawn by:

Sheet:

of:

note : if otherwise noted 1/8" clearance for top and sides and 3/4" at bottom for pricing purposes
 * may be greater for 16 and thicker gage door. 3/8" recommended backset on frame.

August 27, 2006 Rev-3

Boston Commercial Door Co
 530 West Street
 Braintree, MA 02184